

MULTIPANEL™

Don't tile it. Multipanel it.



The home of beautiful interiors.



Beautiful doesn't always mean high maintenance.

Multipanel is the luxurious way to refurbish your home. Offering long-lasting design and quality, it's now possible to create completely waterproof spaces with quick and easy installation.

Opening up a whole new world of flexible home improvement, our walls, floors, ceilings and vanities are easy to clean and completely eliminate the risk of mould. Transforming the way we design our interiors forever, Multipanel is the ultimate trade secret.



Our most popular collection of timeless colours and finishes.

Available in standard and premier surfaces, the Classic Range is our most popular. We have a wide selection of colours and textures in stock designed to complement the interior décor of any home. With gloss or textured finishes, we offer a range of natural stone, precious stone and marble effects for your bathroom or kitchen.



Type:	Wall Panel
Range:	Classic - Premier
Colour:	Cool Mica / Warm Mica
Sizes Available:	2400 x 1200 x 11mm 2400 x 900 x 11mm 2400 x 598 x 11mm
Edge Detail:	Unlipped Hydro-Lock PVC Edged

Floor shown is Stick Range: White Marble.

Don't tile it. Multipanel it.



Striking colours, textures and finishes made to order.

The Plus Range is our specialist collection that is made to order in up to 4 weeks and includes a large choice of additional colours, textures and unique finishes to make a bold statement in your home. These premium surfaces are available in high gloss, suede, textured, boutique, linear and natural wood grains, bringing a luxurious touch to any room.




Type:	Wall Panel
Range:	Plus - Boutique / High Gloss
Colour:	Grey Weave / Fuscina
Sizes Available:	2400 x 1200 x 11mm
Edge Detail:	Unlipped Hydro-Lock

Floor shown is Click Range: Sicilia.



The hard-wearing alternative to back-coloured glass.

With a crystal clear acrylic front and solid coloured acrylic at the back, these panels create stunning depth that gives the illusion of glass. Choose from our range of colours that best complement your interiors to create a unique and modern twist in your shower enclosure. These 4mm thick panels have a hard-wearing finish and are easily cut and fitted to add a sense of luxury to any bathroom.



Type:	Wall Panel
Range:	Reflect
Colour:	Aqua
Sizes Available:	2440 x 1220 x 4mm
Edge Detail:	Square Edge

Floor shown is Stick Range: Knotty Oak Chocolate.



Looks just like tiles but without the hassle of grout.

Our tile effect wall panels have all the visual benefits of real tiles but are mould-free and much easier to keep clean. These solid grade laminate panels are wiped clean to leave your surfaces looking as new as the day they were installed.

An affordable alternative to ceramic tiles, our 3mm thick waterproof panels are easily fitted and can be installed over existing tiles to quickly renovate shower areas and kitchen splashbacks. Bevelled tile and brick panels are available in gloss, and embossed tile panels are available in gloss and matt.



Type:	Wall Panel
Range:	Tile - Brick Effect, Bevelled
Colour:	White
Sizes Available:	2440 x 1220 x 3mm
Edge Detail:	Square Edge



Simple and practical panels designed for amazing value.

The Economy Range includes panel solutions that are a cost-effective alternative when renovating your home. With 1m wide tongue and groove panels, you can complete bathrooms, shower areas and kitchens in hours rather than days. Our practical PVC wall panels front a clean design with the choice of six colours, providing the perfect wall cladding solution to match any budget.



Type:	Wall Panel
Range:	Economy
Colour:	Roman Marble
Sizes Available:	2400 x 1000 x 10mm
Edge Detail:	Tongue & Groove



Design and create your unique feature wall

For those that want a bathroom with a difference, our Create Range makes it possible to integrate photography, inset illuminated shapes and even install concealed speakers into your shower enclosure. Adding a feature wall creates an impressive focal point and an elegant setting for ultimate relaxation.

Photo Wall

Impress your guests by showcasing photography on a chosen wall in your shower enclosure. Choose from one of our 12 digitally printed designs or select your own bespoke visuals from stock photography to create a bathroom that is truly one of a kind. Made to order in 4-8 weeks, depending on your chosen design.



Type:	Wall Panel
Range:	Create - Photo Wall
Colour:	Polar Bear
Sizes Available:	2400 x 1200 x 11mm
Edge Detail:	Unlipped Hydro-Lock



Sound Wall

Wake up to your favourite tracks in the shower every day with our hidden Bluetooth, touch pad or remote controlled music player. Fitted to the back of the panel, our high performance speakers turn your shower into the ultimate sound system.

Range:	Create - Sound Wall
Spec:	20 Watt (RMS) per channel amp with built in FM Radio and 2 Gel Audio™ speaker units.
More details can be found at www.multipanel.co.uk .	



Glow Wall

Add ambient mood lighting to your bathroom with back-lit clear acrylic shapes inset into our Classic, Plus, Photo Wall, Tile or Reflect ranges. Choose from our standard shapes, or customise your own for a dramatic backdrop. Static or changing colours can be selected via remote control. Made to order in roughly 4 weeks.




Standard panel templates can be found on www.multipanel.co.uk

Range:	Create - Glow Wall
Spec:	Maximum illuminated shape size: 100x100mm Maximum power usage: 1.45w per Light LED Lifetime: 50,000 hours Light Reflector Box: 180 x 156 x 27mm

More details can be found at www.multipanel.co.uk.

Tile and wood effect vinyl flooring with interlocking installation.

With glue-free installation, the Click Range fits together effortlessly with interlocking tongue and groove tiles or planks in authentic wood and stone textures. Warmer and quieter underfoot than ceramic tiles, laminate and wood, our waterproof Click tiles and planks feature a commercial grade 0.5mm wear layer and are coated with ceramic beads for an extra durable, elegant finish.



Type:	Floor
Range:	Click - Tiles / Click - Planks
Colour:	Campania Travertine / Markham Oak
Sizes Available:	605 x 304 x 5mm / 1210 x 190 x 5mm
Edge Detail:	Inter-locking



Don't glue it. Multipanel it.

Tile and wood effect vinyl planks that stick to each other not the floor.

The Stick Range is made from two overlapping layers of tough vinyl, producing a patented overlapping Gluestrip. This enables the planks and tiles to stick together rather than to the surface beneath, for a quick and simple installation. Our contemporary flooring has a domestic grade 0.3mm wear layer and is an affordable alternative to real tiles and wood.



Type:	Floor
Range:	Stick - Tiles / Stick - Planks
Colour:	Flagstone / Italian Natural
Sizes Available:	914 x 304 x 3.8mm / 914 x 152 x 3.8mm
Edge Detail:	Overlapping Gluestrip




Vinyl flooring, reinvented.



Paint and plaster-free ceilings

Our ceiling panels are a quick alternative to painting and decorating difficult and hard to reach areas. Ideal for bathroom ceiling cladding, Multipanel ceilings are easy to install with a straightforward tongue and groove system. Providing built-in protection from moisture and damp, these practical panels can be wiped clean in seconds.

Our range of ceiling panels provides the quickest way to redecorate without plaster and paint, and make a feature of your ceiling. The hygienic panels are designed to complement our various wall panel ranges.



Type/Range:	Ceilings
Colour:	White Gloss
Sizes Available:	2700 x 250 x 8mm
Edge Detail:	Tongue & Groove




Matching vanities

To complement our range of walls, floors and ceilings, we offer a selection of elegant Multipanel vanities and shelving areas in matching finishes. Manufactured with attractive feature edge details, our vanities are the ultimate finishing touch to your new suite.

Classic Range

To complete the look of your bathroom, our range of vanity tops have soft rolled edges and are available in 28 matching Multipanel Classic finishes. Our gloss or matt surfaces include stone and marble effects to complement any bathroom suite.



Type:	Vanities
Range:	Classic
Colour:	Patina Bronze
Sizes Available:	2400 x 380 x 27mm
Edge Detail:	Front; Bull-nosed, 12.5mm Radius, Short Ends; Unlipped, with loose laminate edge strips



Hydrostone Range

Made from solid modified acrylic, these premium bathroom vanities are harder than wood or laminate and can be cut to any size to fit the shape of your room. Available in five striking finishes, these long-lasting surfaces complete the look of your room.



Type:	Vanities
Range:	Hydrostone
Colour:	Ice
Sizes Available:	2110 x 370 x 25mm
Edge Detail:	3mm radius, top and bottom of front and short ends

Multipanel Walls









- 9mm WBP plywood core
 - Bonded with decorative face and white balancer high pressure laminate
 - 2400 x 1200 x 11mm (nominal 8' x 4') available from stock
 - Panels can be cut to any size
- Allowances to be made for Hydro-lock T&G panels (see p.25)
 - Can also be ordered in all-in-one kits for showers and baths, visit www.multipanel.co.uk for details
 - Access Hatch kit available to order separately

■ Gloss ■ Textured ■ Available as vanity top

Classic Range - Standard






							
Umber Brocade 290	Taupe Brocade 275	Kalahari 372	Sahara 476	White Linen 350	Patina Bronze 0794	Antique Marble 701	Grey Marble 139H
							
Classic Marble 141H	Beige Eiger PP5080	Blue Eiger PP5081	White 85G	Sandstone 7184	Red Pearl 1911	Riven Marble 9241	Riven Slate 2859
							
Moonstone 7171	Midnight Stone 0379	Travertine 3526	Natural India 194H	Limestone 7182	Sezanne Pearl 369H	Frost White 049	Veneto 410HG

Classic Range - Premier

							
Platinum Wave 944	Blizzard 030	Twilight 033	Stucco 616	Warm Mica 835	Cool Mica 826	Monsoon 433	White Halo 313




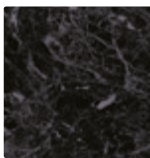


Reflect Range

- 2440 x 1220 x 4mm
 - 4mm thick with toughened surface
- Clear acrylic front with solid colour back for stunning depth of colour
- Super gloss finish
 - Ideal alternative to back-coloured glass
 - Easy to cut and fit

				
Red MRFRED	Blue MRFBLU	Aqua MRFAQU	Black MRFBLK	White MRFWHI

Economy Range

- 10mm PVC
 - Tongue and groove panels
- 2400 x 1000 x 10mm as standard
 - Class 1 fire rating
- Gloss finish to full range









					
Snow Drift MPPSD	Roman Marble MPPRM	Byzantine Marble MPPBM	Obsidian Marble MPPOM	Sunlit Quartz MPPSQ	Moonlit Quartz MPPMQ

Plus Range









- 9mm WBP plywood core
 - Bonded with decorative face and white balancer high pressure laminate
 - 2400 x 1200 x 11mm
- Made to order in 2-4 weeks, depending on decor selected
 - Edges can be unipped or Hydrolock, finished edges are unavailable for this range

■ Gloss ■ Textured









High Gloss

							
Blu Valencia 0569	Fuscia 0594	Grigio Sasso 0232	Melanzana 0709	Nero 0080	Rosso Devil 0561	Verde Scozia 0665	Verde Mare 3141









Suede

							
Azure SU8402	Blood Red SU8554	Blue SU564	Garden Pink SU8152	Magnolia SU8052	Purple SU8442	Slate Grey SU8109	Smoke Grey SU8102



Textures

							
Chamoise Brown Rock RO8204	Cherry Brown Leather LE8223	Orange Turtle TU8522	Rust Brown Leather LE8205	Sandel Brown Leather LE8202	Slate Grey Rock RO8109	Warm Grey Turtle TU8107	Fusion Turtle TU8222









Boutique

							
Black Lace LA8142	Black Satin Weave SW8142	Brown Weave FF6925	Garden Pink Lace LA8152	Grey Weave FF6924	Icy White Satin Weave SW8003	Silver Grey Satin Weave SW8104	White Lace LA1005

Linear

							
Black Cynosure CC8142	Magnolia Tracks TR8052	Pearl Cynosure CC8022	Rock Brown Cynosure CC8206	Sandel Brown Cynosure CC8202	Silver Grey Cynosure CC8104	Silver Grey Tracks TR8104	Smoke Grey Tracks TR8102

Woods

							
Ash Linosa Natural Wood NW7601	Boston Walnut Suede SU7706	Brown Oak Suede SU7404	Jouvenile Walnut Natural Wood NW7703	Lorraine Walnut Suede SU7710	Tectona Natural Wood NW7101	Oak Graphite Natural Wood NW7423	Red Beech Suede SU7009

Multipanel Walls

- 3mm compact grade laminate
 - 2440 x 1220mm – Minimum panel size.
Actual size may be slightly larger to allow trimming to match grout lines between panels.
 - Can also be ordered in all-in-one kits for showers
- Embossed tile
 - Mosaic (gloss) 23.5 x 23.5mm with 3mm grout line
 - Large (matt) 47 x 47mm with 4mm grout line
- Bevelled tile
 - XL (gloss), 300 x 200mm with 4mm grout line
 - Brick (gloss), 75 x 200mm with 3mm grout line, available in 2 panel orientations
- Gloss

Textured

Tile Range - XL, Bevelled

Panels are single-faced with a 300 x 200mm gloss tile.



White
MTPRWH



White Galaxy
MTPRWG



White Slate
MTPRWS

Tile Range - Brick, Bevelled

Panels are single-faced with a 75 x 200mm gloss tile. Panels can either be vertical (portrait) orientation for shower panel use or horizontal (landscape) for splashbacks. All designs have horizontal bricks.



White
5101

Vertical (Portrait)
MTPBWHH

Horizontal (Landscape)
MTPBHHH



Red
5036

Vertical (Portrait)
MTPBVRD

Horizontal (Landscape)
MTPBHRD



Black
5071

Vertical (Portrait)
MTPBVBL

Horizontal (Landscape)
MTPBHBL

Tile Range - Embossed

Panels are double-faced with a 23.5 x 23.5mm small gloss tile on one side and a 47 x 47mm matt tile on the reverse.




White
Large, Matt 5101L Small, Gloss 5101S




White Galaxy
Large, Matt 9275L Small, Gloss 9275S




White Slate
Large, Matt 7145L Small, Gloss 7145S



Graphite
Large, Matt 9196L Small, Gloss 9196S



Black Slate
Large, Matt 7146L Small, Gloss 7146S



Black
Large, Matt 5071L Small, Gloss 5071S

Create Range - Photo Wall

- 9mm WBP plywood core
 - Bonded with decorative face and white balancer high pressure laminate
 - 2400 x 1200 x 11mm
 - Made to order in 4-8 weeks, depending on decor selected
 - Edges can be unlippped or Hydrolock, finished edges are unavailable for this range
- Intended for use as feature panels, therefore two digital panels with the same design are not intended to hydrolock together, but are compatible with Multipanel Classic or Plus ranges
 - Available in 12 selected designs, below
Where thumbnails are shown, colours can be modified to suit your requirements
- Supply your own file, these can be sourced from stock photography websites. If you are providing your own image you must make sure that it meets the minimum artwork requirements: 2400 x 1200mm / 72dpi or equivalent ie. 60cm x 30cm / 300dpi
- Gloss


Textured



Cityscape
D001



Modern Art
D002



Beach
D003



Vintage Palm
D004




Bamboo
D005



Butterfly Ink
D006




Polar Bear
D007



Waterfall
D008



Watercolour
D011



Oriental Blossom
D012



Poppy Field
D009




Sunflower
D010


Multipanel Floors

Stick Range


- 3.8mm vinyl
 - 0.3mm wear layer
 - R10 slip resistance
 - 2.23m² coverage per pack
- Wood planks supplied in packs of 16 pieces, each 36" x 6" (914 x 152mm)
 - Wood planks are supplied with a micro-bevelled edge
- Tiles are supplied in packs of 8 pieces, each 36" x 12" (914 x 304mm)
 - Homecare kit and clean/shine solution available to order




Black Marble
MTFBM



Sand Shale
MTFSS



Flagstone
MTFFS




White Marble
MTFWM




Tuscany Oak
MTFSTUS



Pecan Honey
MTFSPEC




Knotty Oak Chocolate
MTFSKNO



Italian Natural
MTFSITA

Click Range


- 5.0mm vinyl
 - 0.5mm wear layer
 - R10 slip resistance
 - 1.84m² coverage per pack
- Wood planks supplied in packs of 8 pieces, each 1210 x 190mm
 - Tiles are supplied in packs of 10 pieces, each 605 x 304mm
- 'LockBlock' fitting tool and clean/shine solution available to order



Campania Travertine
MTFCCAM



Lombardia Marble
MTFCLOM




Piemonte
MTFCPIE




Toscana Marble
MTFCTOS



Rimini
MTFCRIM



Sicilia
MTFCSIC



American Walnut
MTFCAME




Aspen Oak
MTFCASP



Sherwood Oak
MTFCSHE



Classic Oak
MTFCCLA



Markham Oak
MTFCMAR



Coastal Grey Oak
MTFCCOA

Multipanel Ceilings

- 8mm rigid PVC
 - Class 1 surface spread of flame
- 2700 x 250mm tongue and grooved panels
 - 2.7m² coverage per pack
- Do not use in areas subject to temperatures over 60°c (keep out of direct sunlight)

All Multipanel Ceiling decors apart from Matt White and White Ash are supplied in a high gloss finish.



White Gloss
MCPGW



White Matt
MCPMW



White Ash
MCPWA



Pergamon Marble
MCPPM



White Sparkle
MCPWS



Soft Grey Marble
MCPSGM

Multipanel Vanities

Hydrostone Range

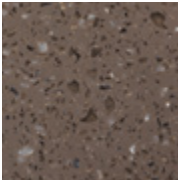
- 25mm solid modified acrylic
- 2110 x 370 x 25mm as standard
- Supplied as 'blanks' without bowl cut-outs




Ice
MHSICE




Honey
MHSRON



Toffee
MHSTOF



Cracknel
MHSCRA



Liquorice
MHSLIQ

Classic Range


- Bull-nosed shelving elements
- 2400 x 380 x 25mm as standard
- Available in 28 colours to match our Classic Walls range, some of our most popular are shown below. Please see page 18 or alternatively visit our website www.multipanel.co.uk for more options.




Umber Brocade
290




Taupe Brocade
275




Kalahari
372



Sahara
476




Frost White
049



Patina Bronze
0794



Antique Marble
701



Sandstone
7184

* Please note:

The colour samples shown from page 18-23 are a representation of the actual finish from a small part of a panel. Colour, pattern and scale may vary on the finished product supplied. The amount of pattern on Multipanel Floors, (Click Tiles) varies between tiles to ensure the most realistic effect is created across the whole installation. Therefore the printed samples may not represent the overall effect once the floor is laid.

Samples can be ordered from our website: www.multipanel.co.uk

Don't grout it. Multipanel it.


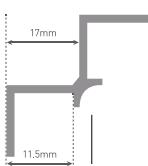
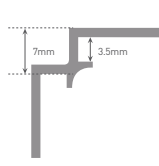
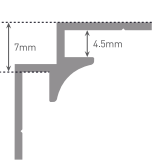
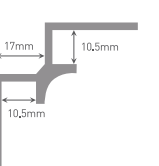

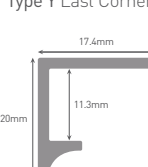
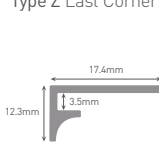

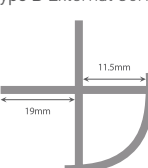
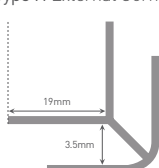
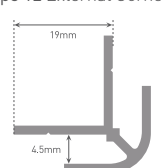
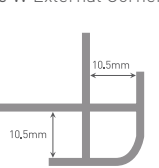

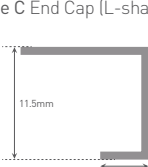
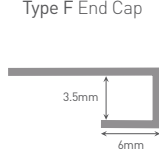
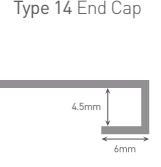
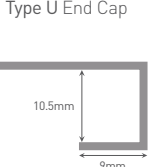

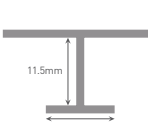
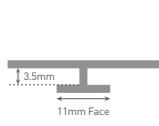
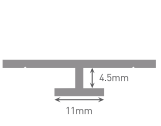

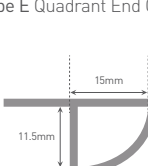

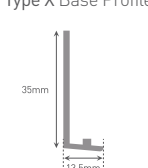
With a huge choice of colours, textures and finishes to choose from, our modern panels are quicker to install than tiles, ready to use the same day, and are a breeze to clean.

Easy installation

Our 100% waterproof panels can be bonded directly to almost any surface, using Multipanel High-Grab Adhesive. Multipanel Walls and Ceilings are fitted together with aluminium or PVC profiles, as shown below, and silicone sealed at all joints. Full installation guidelines are supplied with the product and are available at www.multipanel.co.uk.

Wall Panel Profiles

■ Aluminium □ PVC

	Classic, Plus & Photo Wall	Tile	Reflect	Economy
	Type A Internal Corner 	Type J Internal Corner 	Type 10 Internal Corner 	Type V Internal Corner 
	Type Y Last Corner 	Type Z Last Corner 		
	Type B External Corner 	Type H External Corner 	Type 12 External Corner 	Type W External Corner 
	Type C End Cap (L-shaped) 	Type F End Cap 	Type 14 End Cap 	Type U End Cap 
	Type D Mid Joint 	Type G Mid Joint 	Type 16 Mid Joint 	
	Type E Quadrant End Cap 			
	Type X Base Profile 			

Wall & Ceiling Profile Finishes

	Classic, Plus & Photo Wall	Tile	Economy	Ceilings
White	✓	✓	✓	✓
Black	✓	✓	✓	
Satin Anodised Silver	✓*	✓		
Bright Polished Silver	✓	✓	✓****	✓***

* Type X profile is only available in satin anodised silver.

** Type P profile is only available in bright polished silver.

*** Type M profile (Silver) is supplied with two narrow silver strips above and below the white cove profile.

**** A section of white PVC is visible between the silver foil and the panel, so silver profiles are not recommended with Moonlit Quartz or Obsidian Marble.

Please Note: Multipanel Reflect Range profiles are matched to the panel colour.

Hydrolock

To join two panels together without a Type D mid-joint, Multipanel Classic, Plus and Photo Wall ranges can be manufactured with our precisely engineered Hydrolock edge detail to create an extremely tight, almost invisible joint.

Technical Information




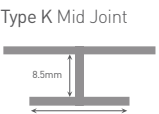
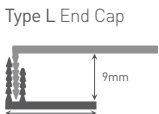
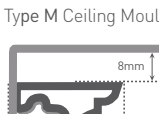




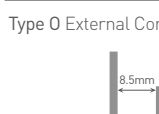
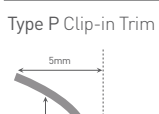
- When manufacturing Hydrolock joints, 18.5mm is lost from the original panel width, e.g.
2400 x 598mm = 2400 x 579.5mm finished face size
2400 x 1200mm = 2400 x 1181.5mm finished face size
- Hydrolock panels are supplied as standard with a tongued edge and a grooved edge
- Hydrolock panels should be conditioned at normal room temperature for 48-72 hours prior to installation, particularly during cold spells
- Panels should be fitted 'grooved' edge first, and the 'tongued' edge of the next panel angled in and pushed back until it snaps into place


Bath & Shower Tray Seal Kit

Multipanel Seal is a two part shower tray and bath sealing system comprising a PVC strip and a high performance white silicone. The 'movement joint' expands and contracts to offer a stylish and reliable bottom seal for Multipanel Classic, Plus, Photo Wall and Economy ranges.

Ceiling Profiles

PVC Section Range Supplied in 2.7m lengths.

		
Type K Mid Joint 	Type L End Cap 	Type M Ceiling Mould 
		
Type N Internal Corner 	Type O External Corner 	Type P Clip-in Trim 



- A narrow bead of silicone sealant must be applied to the shoulder of the 'tongue'
- Accuracy of pattern alignment between panels may vary depending on the scale of the pattern
- Hydrolock panels are not available off the shelf – slightly longer lead times than standard panels apply
- Full fitting instructions should be read prior to installation






The trade secret

Multipanel is designed to make life easier for busy tradesmen across the globe. Offering a more flexible way of working, our panels are supplied in different sizes and can be cut to scale for easy application.

Installed without the use of grout, Multipanel quick-fit bathrooms and kitchens reduce the time spent on each job and save on hours of clean up. Cutting costs and increasing efficiency is now simpler than ever, allowing you to give your customers luxury bathrooms and kitchens that are started and finished in less than a day.

The Multipanel website also features a trade section for commercial projects that require flat-pack WC cubicle kits and larger sized wall panels. Our products are backed by over 100 years of manufacturing expertise from Westfield, our sister company that specialises in commercial washroom solutions.

Join the panel revolution.



Type:	Wall Panel
Range:	Tile - Brick Effect, Bevelled
Colour:	Black / Red
Sizes Available:	2440 x 1220 x 3mm
Edge Detail:	Square Edge

The Panel People

As experts in our field, our professional team is on hand to help you find the right products to create beautiful new spaces in your home.

Can't decide? Use our online visualiser to see what you can achieve with the perfect Multipanel match. Ordering couldn't be easier – simply find your nearest showroom or merchant at

www.multipanel.co.uk

or contact us using the details below.

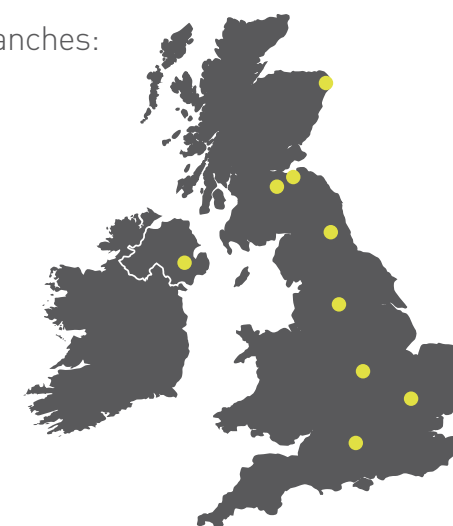
t. +44 (0)131 290 2862

f. +44 (0)131 337 9241

e. orders@multipanel.co.uk

Multipanel distribution branches:

Peterhead
Edinburgh (HQ)
Livingston
Prudhoe
Lisburn
Wakefield
Leicester
Bishop's Stortford
Basingstoke



Performance and Warranty


In compliance with the Construction Products Regulation 2011, all applicable Multipanel collection products supplied from 1st July 2013 will be CE marked in accordance with the relevant harmonised European standard (hEN). Declarations of performance are available on www.multipanel.co.uk.


We aim to ensure you are fully satisfied with your purchase, and therefore stress the importance of reading our installation guidelines prior to installation. Given the diversity of our product range, a number of different factors must be considered and addressed for each product before and during installation, such as storage, conditioning, inspection for flaws/damage, sub-surface preparation, sealing panels and rolling of floor joints. Our 10 year* warranty covers the unlikely failure of the product, and will be invalid if any of our published guidelines are deemed not to have been followed. Installation guidelines and full details on each product warranty can be downloaded from www.multipanel.co.uk, or e-mailed, faxed or posted on request.


*Applies to Multipanel Walls, Floors and Ceilings. Full warranty details for all products are available at www.multipanel.co.uk.



www.multipanel.co.uk

 @Multipanel_It

 Multipanel

 Multipanel

Multipanel
Westfield Avenue
Edinburgh
EH11 2QH

t. +44(0)131 290 2862

f. +44(0)131 337 9241

e. info@multipanel.co.uk

Multipanel™ is part of the Grant Westfield Group.

STD_0815

